



N. M. HIGHER SECONDARY SCHOOL
(RECOGNISED)

RAJEEV GARDEN, LONI GHAZIABAD U.P.-201102

Summer Holiday Home Work

2024-25

GRADE II

Name: - _____

F. Name: - _____

Roll No.: - _____ Sec.: - _____





MESSAGE

Dear Parents,

Vacations are not only meant to explore the world outside but also is an opportunity to rediscover ourselves while we stay at home. So, embark on a journey of fun and adventure by reading books, exercising, meditating, dancing and channelizing your energy in a positive manner. The Summer Vacation has begun.

To keep our students engaged in fun-based learning activities we have compiled a set of activities for the \Summer Vacation. You may have to help your child to complete the home-work. Kindly make sure that your child submits the home work to their respective class teacher/subject teachers as per the submission dates suggested.

Principal

Er. Naeem Ahamad,

B. Tech. (IT), PG-DAC(Puna), M.Sc. (Maths), B. Ed., UPTET, CTET

N. M. Higher Secondary School,

Rajeev Garden, Loni, GZB. 201102

ENGLISH

1. PICTURE COMPREHENSION

Look at the picture and fill the given blanks. (Use help box)



1. This is a picture of _____ season.
2. There is _____ all around.
3. Many _____ are there. They are enjoying _____ .
4. They all are wearing _____ clothes.
5. One boy is making big _____ .
6. Two children are making _____ .
7. There are two _____ in the picture.
8. All the children have covered their heads with _____.

TRUE / FALSE

1. There are many birds also. []
2. Some children are enjoying eatables. []

Help Box

snowfall, jackets, winter, snowman, earmuffs, sledding, children, snowball fight, pine trees, skiing, snowball, caps

Take printout on A4 size sheet and do it.

2. Do 10 writing in your notebook.
3. Do revision English skylite chapter 1 and 2.



4. *Write five sentences about your favourite season.*

- 1. _____.
- 2. _____.
- 3. _____.
- 4. _____.
- 5. _____.

5. Write the plural form of the given nouns: -

Singular

Plural

Book


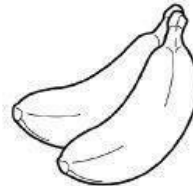




Shop

Bush


fruit word search

1. Write the name of the fruit in the space provided.
2. Find the word in the word search puzzle.
(Words only run across and down.)

s	t	r	a	w	b	e	r	r	y
o	r	a	n	j	e	p	e	a	r
r	m	e	h	o	a	e	w	n	a
a	b	a	b	a	n	a	n	a	p
n	x	p	a	i	r	c	e	y	p
g	r	a	p	e	s	h	k	a	l
e	p	i	n	e	a	p	p	l	e



ACTIVITY -1



Water is precious! Save every drop.

**No water, No life,
No blue, No Green.**

To understand the need and importance of water, Create a pictorial depiction on ways to conserve water on A3 Sheet.

हिंदी

1 चित्र को देखकर कर तीन-2 पर्यायवाची शब्द लिखिए।





3. शब्दों को चित्रों से जोड़कर मुहावरों में प्रयोग करो।

घी के



गले का

ईद का



आँखों का

4. कम से कम 10 सुलेख कीजिए।

N.M. HIGHER SEC

चित्र वर्णन करिए-



6. महिने व दिनों के नाम लिखकर रंगों से सजाइए तथा अपने परिवार के सभी सदस्यों के जन्म दिनों को भी दर्शाइए। जैसे:-



EVS

1. Make a decorative item using suitable waste materials in your house.
2. Write 10 lines on importance of forest.

Worksheet 1

My Body

Rearrange the letters to find the name of the body parts

- | | | | |
|---|--------------|---|-----------|
| A | rea..... | E | gel..... |
| B | ahnd..... | F | yees..... |
| C | oens..... | G | daeh..... |
| D | infegsr..... | H | cnek..... |

Fill in the blanks

Smell, taste, see, hear, feel

1. I can..... different shapes.
2. I cansweets.
3. I can..... hot milk.
4. I can..... sweet fragrance of flowers.
5. I can..... soft music.

Some parts in our body are in pairs. Write their names and draw their pictures.

.....

.....

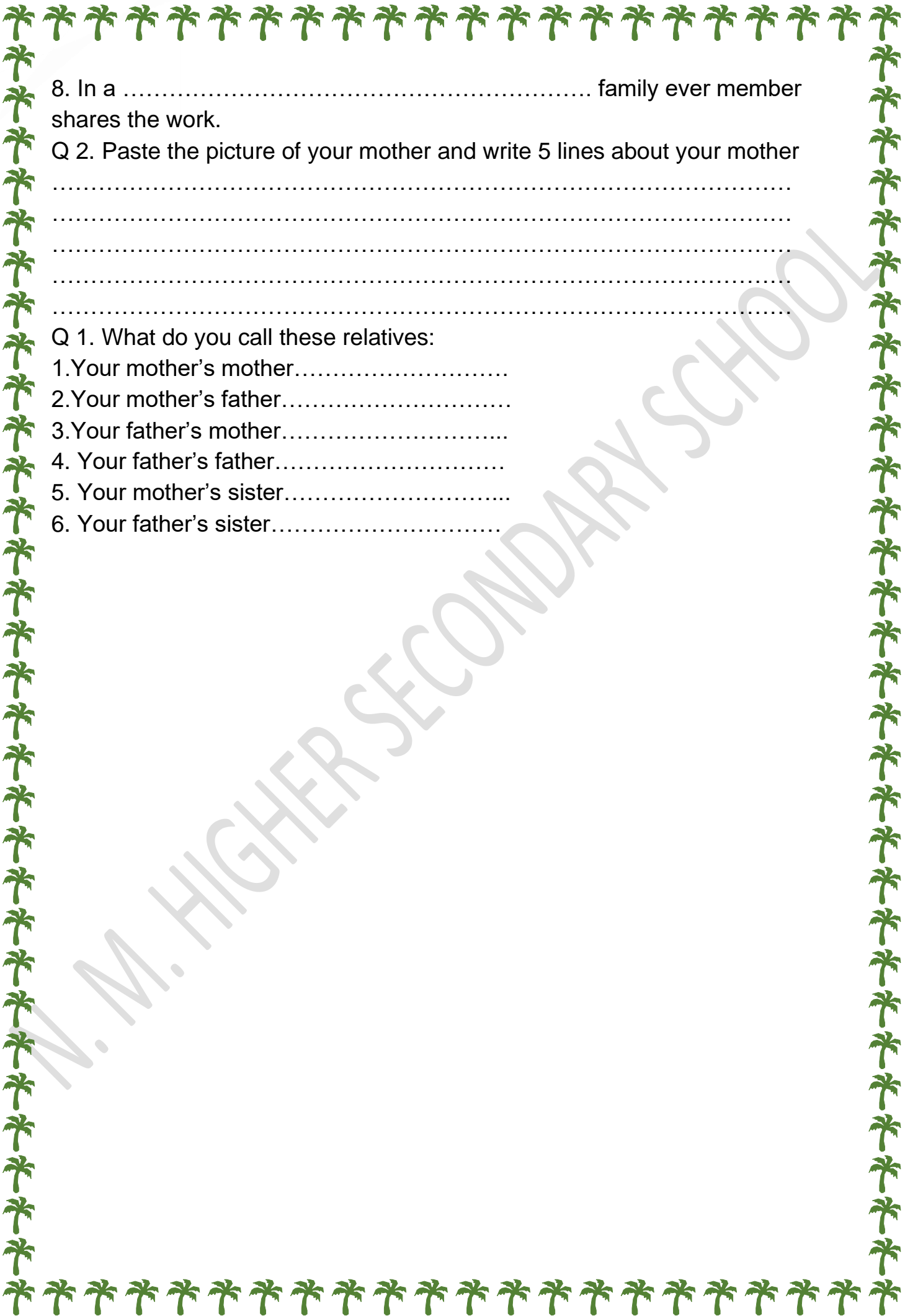
.....

Worksheet -2

FAMILY

Q 1 Fill in the blanks

1. We shouldour elders.
2. Afamily has one set of parents.
3. We should help each other by.....the work.
4. A family has common
5. My sister is of my parents.
6. My mother`s family is my family.
7. My father`s brother is my



8. In a family ever member shares the work.

Q 2. Paste the picture of your mother and write 5 lines about your mother

.....
.....
.....
.....
.....

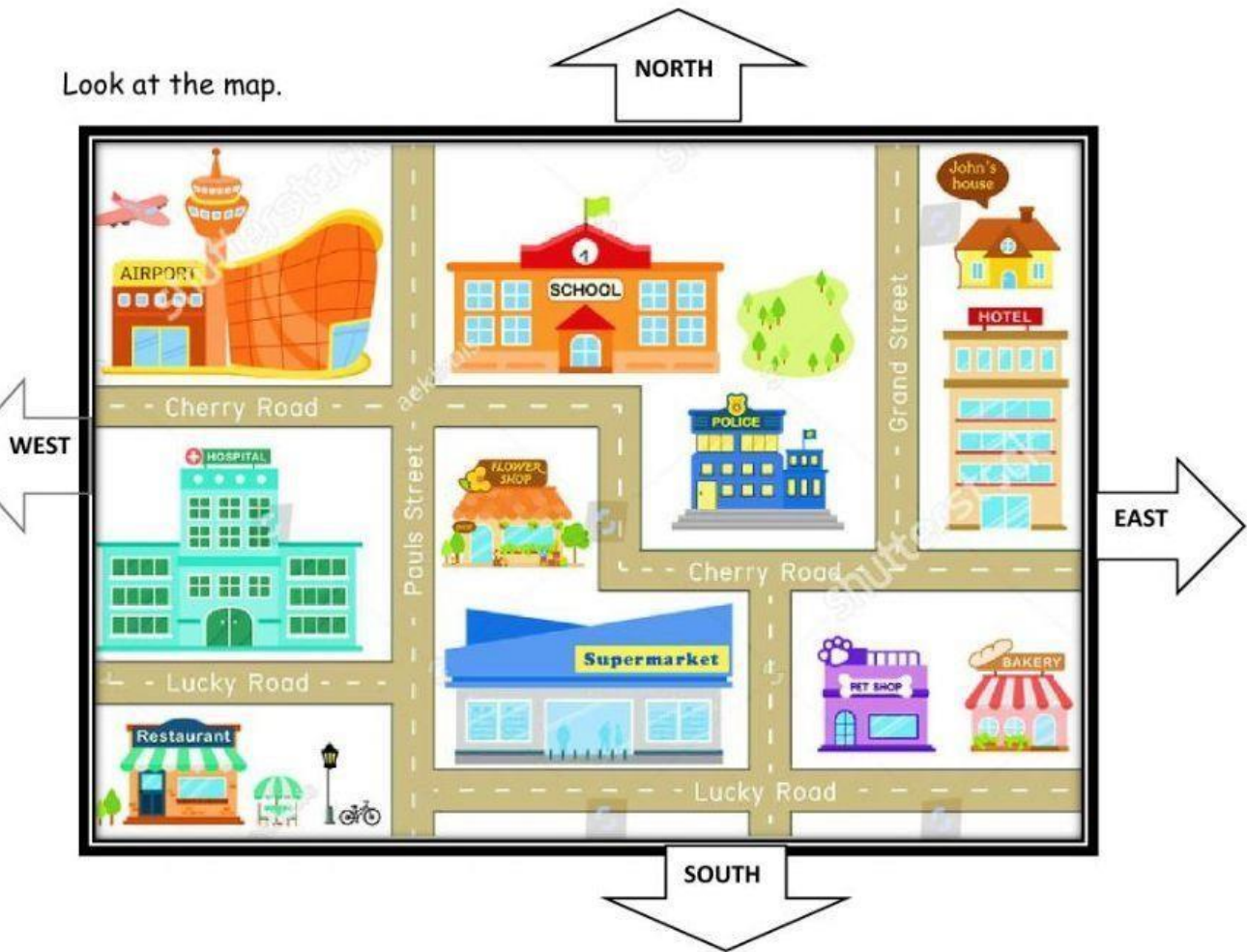
Q 1. What do you call these relatives:

1. Your mother's mother.....
2. Your mother's father.....
3. Your father's mother.....
4. Your father's father.....
5. Your mother's sister.....
6. Your father's sister.....

N. M. HIGHER SECONDARY SCHOOL

CARDINAL DIRECTIONS

Look at the map.




- What is North of the Restaurant?
- What is West of the Police station?
- What is East of the Pet shop?
- What is South of the Airport?
- What is South of the Flower shop?
- What is west of the School?
- What is East of the Hospital?
- What is North of the Hotel?

Transport

Color the transportation pictures below.


Where do they move? Match the words with the pictures.





Air



Water




Land



Which Direction?

Use the compass rose and the diagram of the town to help you fill in the blanks and answer the questions.



1.) The school is _____ of the library.

2.) The zoo is _____ of the school.

3.) The grocery store is _____ of the fire department.

4.) The grocery store is _____ of the hospital.

5.) The zoo is _____ of the fire department.

6.) The school is _____ of the hospital.



Frankie Says:



Stand in a room in your home and help your child figure out which wall is to the north, which one is to the south, and so on. Once the four directions have been identified, have your child follow instructions such as these: "Touch the wall that faces south. Point to the wall that faces north. Walk five steps towards the west. Name the room that is east of where you are." Later, let your child take a turn giving the instructions.

ART

Do page 2,3 and 4 on A-4 sheet fill colour in it.

Make an art using match sticks.

Draw teddy bear, bat-ball, aeroplane and Fill colour in it.

G.K.

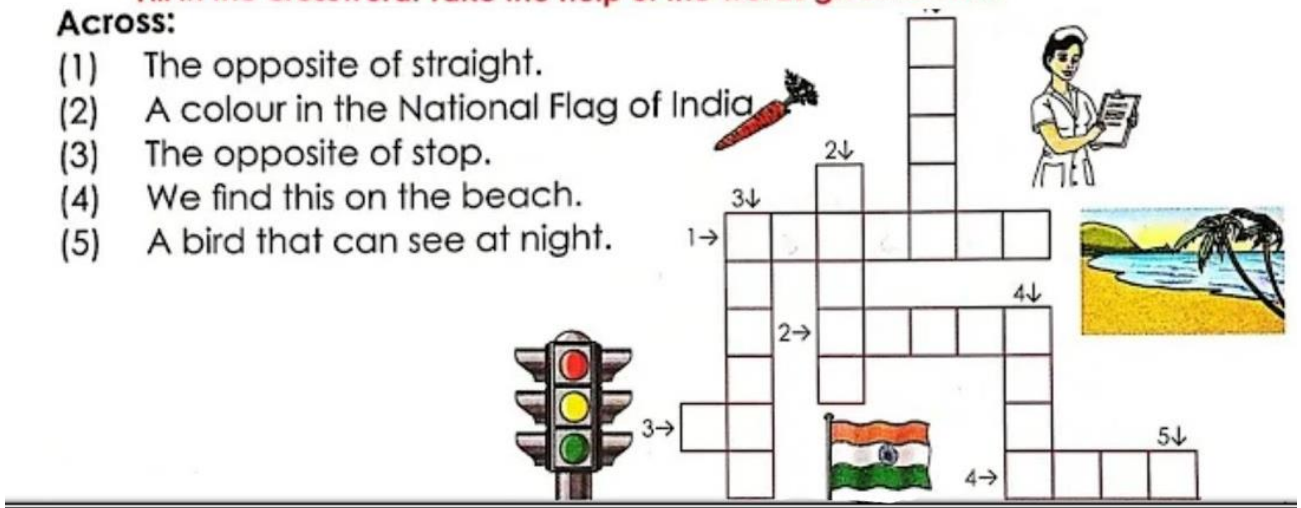
1. Revise Chapter 1 to 10.
2. Fill in the given information.
3. Collect at least 20 facts about Mahatma Gandhi Ji and write on A-4 sheets.
4. Write 10 country's name with the following: -
 - No. of states
 - Prime minister name
 - Capital name
 - Currency name

5.

Fill in the crossword. Take the help of the words given below.

Across:

- (1) The opposite of straight.
- (2) A colour in the National Flag of India
- (3) The opposite of stop.
- (4) We find this on the beach.
- (5) A bird that can see at night.



MATHEMATICS


Q1. Complete the following questions from the given hints:-

162	328	273	184
680	204	127	95
755	827	951	616

In the table, Can you find?

A number between 100 and 150	
A number between 900 and 1000	
A number smaller than 100	
A number between 300 and 400	
A number that has 6 tens	
A number that has 5 ones	
A number that has 6 hundreds.	
A number that has 2 digits the same.	
A number with no tens	

Q2. Write the smallest and greatest number in each set and Arrange them in Ascending order:-



	Smallest	Greatest	Ascending order
1,3,5,4			
3,0,7,2			
9,8,5,1			
6,7,4,0			
5,9,2,1			
3,6,10,8			







Q3. Fill in the blanks with <, > or =.

- a) 116 ____ 142
- b) 233 ____ 147
- c) 203 ____ 349
- d) 382 ____ 209
- e) 232 ____ 109
- f) 159 ____ 240
- g) 304 ____ 110

Q4. Ordinal Numbers. Write the answer and colour them:-

ORDINAL NUMBERS – FIND AND COLOR 5



					
butterfly	spider	beetle	fish	starfish	seahorse

If the butterfly is the first animal...

- 1) Which animal is fourth? _____
- 2) What place is the starfish in? _____
- 3) What place is the spider in? _____
- 4) Which animal is 3rd? _____
- 5) Which animal is last? _____
- 6) Color the second animal red.
- 7) Color the fourth animal orange.
- 8) Color the first animal yellow.
- 9) Color the 5th animal blue.
- 10) Color the third animal black.
- 11) Color the 6th animal green.

Q5. Write and learn table 2 to 10.

Q6. Do exercise of addition, multiplication, subtraction and division.

Let's be a Helping Hand

1: -This summer let's help the birds/animals by giving them food and water. Place two bowls, one for water and the other for food. Mark your observations. After few days you will notice that the birds and animals eagerly waiting for you and you too will feel very happy.

2: -Value Based

- 1) Greet the person who visits your house by saying Namaste/Assalamwalekum, Hello, etc.
- 2) Help your parents by doing small things like watering the plants, cleaning your bookshelf, keeping the things in proper places, etc.
- 3) Listen to your elders and obey them.
- 4) Spend quality time with your parents, grandparents, etc.
- 5) Be polite while talking to someone or while talking to someone over the phone.

